



EQUINE

Catalogue



jfcequine.com

About Us



A family business working with you since 1987



An internationally recognised brand



1000+ products to choose from



Products available through all major Agri & Equine retailers



Dedicated Customer Service Teams



Our polyethylene range is recyclable after use

Contents

Small Capacity Drinkers	4
Large Capacity Drinkers	6
Fast-Fill Water Troughs	7
Standard Fill Water Troughs	8
Feeders	9
Foal Feeders	12
TearDrop Feeders	13
Haybells	14
Haysoaker	15
Stable Equipment	16
Feed Storage Bins	17
Wheelbarrows	19
ATV Trailers	22
Cameras	23
Stable Safe™	24
Personnel & Vehicle Baths	25
Medical & Chemical Storage	26



John F. Concannon, Co-founder and CEO.

Small Capacity Drinkers

Key Features

- Designed with rounded edges for ultimate animal safety.
- High freeze / thaw cracking resistance.
- Unique double wall bowl extremely impact resistant (DBL4, DBL5, DBL8, DBL9 & DBL8-H).
- Mounting holes or brackets provided for secure fitting and easy installation.



Dumpy Tip-Over Drinker

CODE	CAPACITY	DIMENSIONS (MM)	COLOUR OPTIONS
DBL9	3.5 L / 0.7 Gal	340 D x 360 W x 230 H	■

- Bowl swings 180° to empty contents.
- Refills in 20 seconds @ 3 bar pressure (9L/min - Max 4 Bar).
- Float valve is fitted.

Water connection fitting not included.



Micro Drink Bowl

CODE	CAPACITY	DIMENSIONS (MM)	COLOUR OPTIONS
DBL4	4 L / 0.8 Gal	330 D x 254 W x 228 H	■ ■

With JBV1 brass valve refills in 27 seconds @ 3 bar pressure (9L/min - Max 4 Bar).



Nose Fill Drink Bowl

CODE	CAPACITY	DIMENSIONS (MM)	COLOUR OPTIONS
DBL5	2 L / 0.4 Gal	254 D x 254 W x 230 H	■ ■

Refills in 8 seconds @ 3 bar pressure (15L/min - Max 4 Bar).



Nose Fill Drink Bowl (Double Entry Valve)

CODE	CAPACITY	DIMENSIONS (MM)
DBL8	2 L / 0.4 Gal	300 D x 260 W x 220 H

- Double entry valve allows use with a water circulation system.
- Refills in 24 seconds @ 3 bar pressure (5L/min - Max 4 Bar).



Protection brackets

CODE	SUITABLE FOR
PB01	DBL4, DBL8, DBL8-H
PB02	DBL5, DBL7



PB01



PB02

Large Capacity Drinkers

- Designed with rounded edges for ultimate animal safety.
- Strategically positioned mounting holes or brackets are provided for secure fitting and ease of installation.
- Crack resistant in extreme weather.



To view our product video scan this QR Code

Thermal Drinker

Our Thermal Drinker prevents water from freezing during the winter, while also ensuring it stays cool in summer. The unique design can be used with or without an internal bucket. The float insulates the water by floating at the top of its surface and the animal accesses the water by nudging down on the float.



CODE	CAPACITY	DIMENSIONS (MM)
TED01	20L / 5gal	500 L x 490 W x 460H

Conventional Drink Bowl

CODE	CAPACITY	DIMENSIONS (MM)	COLOUR OPTIONS
DBL	16 L / 3.5 Gal	395 D x 400 W x 340 H	

Refills in 1 minute 36 seconds @ 3 bar pressure (10L/min - Max 4 Bar).



Fast-Fill Conventional Drink Bowl

CODE	CAPACITY	DIMENSIONS (MM)
DBLFF	16 L / 3.5 Gal	395 D x 400 W x 340 H

- Fitted with fast-flow valve (41L/min - Max 4 Bar).
- Refills in 10 seconds @ 3 bar pressure.



Corner Drink Bowl

CODE	CAPACITY	DIMENSIONS (MM)
DBL3	22 L / 5 Gal	482 D x 660 W x 241 H

Refills in 4 minutes 24 seconds @ 3 bar pressure (5L/min).



Fast-Fill Water Troughs

We understand the importance of providing horses with fresh, clean and easily accessible drinking water. These polyethylene troughs are tough, impact resistant and designed to withstand heavy use. We offer an extensive range available in a variety of shapes and sizes that are easy to transport, install and service.

Key Features

- Fitted with a fast-flow float valve (up to 41L/min @ 3 bar pressure).
- Valve protected within a polyethylene compartment with easy access.
- Thick walls for greater strength and durability.
- High freeze / thaw cracking resistance.

NEW PRODUCT

Single Reservoir Fast-Fill Water Trough

CODE	CAPACITY	DIMENSIONS (MM)
DT15FF	68 L / 15 Gal	700 L x 475 W x 310 H

- Valve protected within an easy to access compartment.
- Thick walls for greater strength and durability.
- Crack resistant in extreme weather.



Mountable Water Trough

CODE	CAPACITY	DIMENSIONS (MM)
DT80M	80L / 18gal	1000 L x 551 W x 447 H

- Smooth edges for animal safety.
- Trough can be positioned between two separate areas to optimize use.
- Equipped with mounting holes, drain and easy to access float housing.



Double Reservoir Fast-Fill Water Troughs

CODE	CAPACITY	DIMENSIONS (MM)
DT30FF	136 L / 30 Gal	1250 D x 475 W x 310 H
DT90FF	400 L / 88 Gal	1550 D x 730 W x 530 H

DT30FF



Oval Fast-Fill Water Troughs

CODE	CAPACITY	DIMENSIONS (MM)
DT100FF	450 L / 100 Gal	1550 D x 990 W x 685 H
DT600FF	600 L / 130 Gal	1610 D x 1180 W x 840 H
DT800FF	800 L / 175 Gal	1970 D x 1180 W x 840 H
DT1000FF	1000 L / 220 Gal	2180 D x 1180 W x 840 H



DT800FF

Standard Fill Water Troughs

Key Features

- Fitted with a standard float valve (up to 35L/min @ 3 bar pressure - Max 4 Bar).
- Thick walls for greater strength and durability.
- High freeze / thaw cracking resistance.

Single Reservoir Water Trough

CODE	CAPACITY	DIMENSIONS (MM)
DT10	53 L / 12 Gal	685 D x 457 W x 255 H



Single Reservoir Corner Water Trough

CODE	CAPACITY	DIMENSIONS (MM)
DT27	100 L / 22 Gal	940 D x 660 W x 335 H



Double Reservoir Water Troughs

CODE	CAPACITY	DIMENSIONS (MM)
DT20	100 L / 22 Gal	900 D x 500 W x 430 H
DT40	180 L / 40 Gal	1298 D x 472 W x 579 H
DT70	282 L / 62 Gal	1372 D x 635 W x 451 H



DT40

Feeders

We offer a range of products designed for the care and management of horses. We have consulted with veterinary experts and breeders to produce tough, impact-resistant products ensuring horse safety. Our products are durable and finished with a smooth, seamless finish for ease of cleaning. Rim designed with feed retention lip to minimise wastage.

Circular Floor Feeder

CODE	CAPACITY	DIMENSIONS (MM)	COLOUR OPTIONS
EQ3	15 L / 3½ Gal	686 Ø x 229 H	




- Designed with an outer base rim to stabilise and prevent tipping.
- Internal compartment can be filled with sand or water to provide stability.

“ I have always been a advocate of feeding concentrate from the floor. It is the natural grazing position, supports the work we do with training, stretching the top line & the long back muscles. It is all round a better, more natural way of feeding horses. ”

Richard Davison
Olympic Dressage Rider




Square Floor Feeder

CODE	CAPACITY	DIMENSIONS (MM)	COLOUR OPTIONS
EQ4	10 L / 2.2 Gal	475 D x 475 W x 165 H	

- Allows the horse to feed in a natural grazing position.




Corner Feeder

CODE	CAPACITY	DIMENSIONS (MM)	COLOUR OPTIONS
EQ2	20 L / 4.4 Gal	419 D x 660 W x 190 H	

- 4 mounting holes for secure fixing to a wall or post.



Door Mounted Swivel Feeder

CODE	CAPACITY	DIMENSIONS (MM)	COLOUR OPTIONS
EQ10	16 L / 3.5 Gal	305 D x 560 W x 200 H	

- Ideal for stable swivel doors.
- 3 mounting holes for secure fixing to a wall or post.




Slow Hay Feeder

CODE	WEIGHT	DIMENSIONS (MM)
SHF150	165 L / 36 Gal	600 D x 1025 W x 950 H

- Ad-lib feeding keeps hay dry in wet weather.
- Galvanised hanging brackets allow feeder to be moved.



Wall Feeder

CODE	CAPACITY	DIMENSIONS (MM)	COLOUR OPTIONS
EQ1	15 L / 3.5 Gal	343 D x 470 W x 190 H	

- 3 mounting holes for secure fixing to a wall or post.



Gate Hay Feeder

CODE	WEIGHT	DIMENSIONS (MM)
GFH01	100 L / 22 Gal	430 D x 920 W x 500 H

Feeding partitions minimise hay wastage without restricting the distribution of hay.



Gate Feed Trough

CODE	CAPACITY	DIMENSIONS (MM)
GFT1	23kg	711 L x 304 W x 381 H
GFT	46kg	1422 L x 304 W x 381 H


- Fitted with 2 hooks to provide extra stability.
- Can be stacked to save space.



GFT

Foal Feeders

Foal Feeder

CODE	CAPACITY	DIMENSIONS (MM)	COLOUR OPTIONS
EQ5	212 L / 2.5 Gal	355 D x 370 W x 200 H	



- Adjustable stainless steel bars prevent adult stock accessing the foal feed.
- Fitted with 2 mounting holes for securing fixing.

Ringfort Foal Feeder

CODE	WEIGHT	DIMENSIONS (MM)
FCF01	40kg	1300 D x 1300 W x 1180 H



- Providing creep feed to foals in the presence of the mare.
- Reduces management and supervision required during feeding.
- Feeds up to 4 foals simultaneously.
- Fitted with a ballast system which can be filled with sand and water for additional stability.



“ I have two foal feeders at my stud. Allowing the foals to creep feed little & often is key. Unlike others on the market it keeps the feed clean and dry. They have stood the test of time. ”

Rachael Kempster,
Kinsale Stud, Shropshire.

Tear Drop Feeders

Our Tear Drop Feeder range is extremely durable with a smooth seamless finish for ease of cleaning. The feeding partitions feature an innovative design to prevent feed spillage and waste. The range is complete with mounting holes allowing you to securely fit to a stable corner / wall / horsebox.



- Slow feeding system.
- Very strong while also insuring horse safety.
- Easy fill opening and improves stable hygiene.
- Designed specifically for the care & management of horses.
- Reduces feed waste compared to traditional hay racks.

Benefits of Slow Feeding:

- Aids digestion by reducing risk of colic / obesity / ulcers.
- Emulates natural foraging.
- Minimises or alleviates boredom.
- Time and labour saving.



To view our product video scan this QR Code

CODE	DESCRIPTION	CAPACITY	DIMENSIONS (MM)	COLOURS
TDHF-C	Tear Drop Corner Hay Feeder	110L	865 L x 625 W x 600 H	
TDHF-W	Tear Drop W Hay Feeder <i>comes complete with mounting bracket.</i>	50L	550 L x 325 W x 650 H	

- Very strong while also ensuring horse safety.
- Easy fill opening.
- Designed specifically for the care & management of horses.



TDHF-C-9



TDHF-W-2

Haybells

Horse Haybell

CODE	CAPACITY	DIMENSIONS (MM)
HB01	1 Standard hay bale	1850 Ø x 1500 H

- Fits over a standard round bale.
- Protects hay in all weather conditions.
- Minimises wastage due to trampling or fouling.
- Delivers superior nutrition retention by minimising nutrient loss from exposure to weather.
- No metal components making it extremely safe for use with animals.
- Easy to manoeuvre it allows flexible positioning in the paddock.



Mini Horse Haybell

CODE	DIMENSIONS (MM)
HB03	1250 Ø x 1000 H

- Protects hay in all weather conditions.
- Minimises wastage due to trampling and fouling.
- It is designed with 3 feeding ports.
- Easy to manoeuvre it allows easily flexible positioning in the paddock or field.



NEW PRODUCT

Haysoaker

Haysoaker

CODE	CAPACITY	DIMENSIONS (MM)
EQ9	300L / 66gal	1417 L x 850 W x 1031 H

- Large 2" Quick Drain Off.
- Easy open grate for submerging the hay.
- Easy manoeuvrable frame with lockable castor wheel.
- Fully galvanised frame for long lasting protection.



Stable Equipment


Playball

CODE	DIMENSIONS (MM)	COLOUR OPTIONS
P-BALL	225 Ø	

- Robust teeth grip.
- Capable of withstanding aggressive horse play.
- Prevents boredom.
- Encourages exercise.



Mineral Lick Holder

CODE	DIMENSIONS (MM)	COLOUR OPTIONS
MLC01	305 W x 260 H x 260 D	

- Suitable for holding standard sized mineral and salt licks.
- Designed specifically for the care and management of horses.
- Extremely strong and durable with no sharp or jagged edges.
- 4 mounting holes for secure fixing to a wall or post.



Tack Box

CODE	CAPACITY	DIMENSIONS (MM)
EQ8	292 Ltr. / 64 Gal.	800 H x 695 W x 530 D

- Storage box for helmet, bridles, head collars, ropes and grooming equipment.
- Lockable hinged lid.



Feed Storage Bins

Standard Feed Storage Bins

CODE	CAPACITY	DIMENSIONS (MM)
SB100	100 L / 22 Gal.	660 W x 580 D x 540 H
SB175	175 L / 38.5 Gal.	860 W x 860 D x 645 H
SB350	350 L / 77 Gal.	1050 W x 975 D x 765 H

- Stores and protects feed from harsh weather and pests.
- Suitable for locking if required.
- These bins can alternatively be used for storing home fuels or grit.



SB175

Half Tonne / One Tonne Meal Bin

CODE	CAPACITY	DIMENSIONS (MM)
CMB1	600kg / 1000L	1200 W x 1200 D x 1360 H
CMB02	1200kg / 2000L	2000 W x 1080 D x 1360 H

- Strong and durable feed storage bin.
- Wide openings at the top, suitable for locking if required.
- Fitted with a drain off for ease of cleaning and emptying.
- Suitable for forklift, bale handler or loader transporting.



CMB1



CMB02

NEW PRODUCT

Easy Empty Cubic Meter Meal Bin

CODE	CAPACITY	DIMENSIONS (MM)
CMB05	750kg / 1000L	1220 L x 1220 W x 1130 H

- Tilts for easy access.
- Smooth interior base without crevices.
- Secure animal-proof lid with two rubber locking toggles.
- Hygienic, smooth interior surface and 25mm drain off valve for easy cleaning.



Cubic Meter Meal Bin

CODE	CAPACITY	DIMENSIONS (MM)
CMB04	750kg / 1000L	1400 L x 1220 W x 960 H

- Keeps meal clean and dry.
- Low profile for ease of access when filling / emptying.
- Fits in standard 8x4 car trailer.
- Suitable for forklift, bale handler or loader transporting.



Buckets

CODE	DESCRIPTION	CAPACITY
SB1	Green Bucket	9 L / 2 Gal
SB2	Blue Bucket	5 L / 1.25 Gal
SB4	Black Bucket	12 L / 2.6 Gal
SB5	Blue Bucket	9 L / 2 Gal
SC3	Yellow Scooper Bucket	13.5 L / 3 Gal



SB4



SB2

Wheelbarrows

Our range of innovative wheelbarrows are ideal for Agricultural/Equine use. Each wheelbarrow is fitted with a galvanised metal frame and roller bearing pneumatic wheels to deliver superior manoeuvrability and smooth handling. They are tough, durable and surprisingly lightweight in use, even with heavy loads.

Tipping Wheelbarrows

CODE	CAPACITY	DIMENSIONS (MM)	COLOUR OPTIONS
TWB250	250 L	1830 D x 860 W x 860 H	
TWB400	400 L	1800 D x 900 W x 950 H	
TWB500	500 L	1830 D x 1100 W x 910 H	

Minimum effort to transport and tip heavy bulky loads.



TWB250-1

Slimline Feed Wheelbarrow

CAPACITY	DIMENSIONS (MM)
250 L	1200 L x 600 W x 800 H
CODE	DESCRIPTION
TWB7	Narrow Wheelbarrow
TWB7-PL	Plastic Lid for TWB7
TWB7-L	Hinged Lid for TWB7
TWB7-D	Wooden Divider for TWB7



- 2 swivel wheels for optimum manoeuvrability.
- Suitable for passageways in farm buildings.
- 2 varieties of lids and a divider available separately.



Fixed Body Swivel Wheelbarrow

CODE	CAPACITY	DIMENSIONS (MM)	COLOUR OPTIONS
TWB2-G	250 L	1575 D x 865 W x 720 H	

- Fitted with a heavy duty 200mm swivel wheel.
- Suitable for use on level ground.



Fixed Body Wheelbarrow

CODE	CAPACITY	DIMENSIONS (MM)	COLOUR OPTIONS
TWBG	250 L	1800 D x 865 W x 720 H	

- Also suitable for transporting new born calves and other smaller animals.



Junior Tipping Wheelbarrow

Our Junior Tipping Wheelbarrow is ideal for your little helper. It is fitted with a galvanised metal frame and solid puncture proof wheels to deliver superior manoeuvrability and smooth handling. It is tough, durable and surprisingly lightweight in use, even with heavy loads.

- Tips with ease.
- Good handling on rough terrain.
- Ideal for mucking out and gardening.

Adult Supervision Recommended

CODE	CAPACITY	DIMENSIONS (MM)	COLOUR OPTIONS
TWB125	125 L	1120 D x 590 W x 640 H	



Mini Tipping Wheelbarrow

Our Mini Tipping Wheelbarrow is ideal for Equine use. It is fitted with a galvanised metal frame and solid puncture proof wheels to deliver superior manoeuvrability and smooth handling. It is tough, durable and surprisingly lightweight in use, even with heavy loads.

- Tips with ease.
- Ideal for mucking out and gardening.

CODE	TWB125A
CAPACITY	125 L
DIMENSIONS (MM)	1255D x 590 W x 640 H
COLOUR	



ATV Trailers

CODE	CAPACITY	DIMENSIONS (MM)	COLOURS
ATV250	250L	1700 L x 800 W x 780 H	
ATV400	400L	2200 L x 1200 W x 900 H	
ATV500	500L	2316 L x 1425 W x 940 H	



To view our product video scan this QR Code

- Lever ball, locking hitch.
- Spring loaded locking mechanism.
- Strong hinge point.
- Protective plate on tipping point.



ATV500-2

ATV Hydraulic Tipping Trailer

CODE	CAPACITY	DIMENSIONS (MM)	COLOURS
ATV500T	500L	2195 L x 1364 W x 966 H	



To view our product video scan this QR Code

Our ATV Hydraulic Tipping Trailer is fitted with two 4 Ply off road tyres, a galvanised chassis and an easy-to-use hydraulic tipping mechanism. The heavy duty galvanised frame ensures the trailer is suited to harsh terrain.

- Reinforced heavy duty galvanized chassis.
- Tough & durable polyethylene body.
- Protective steel plate on front lip of body prevents damage on impact.
- Hydraulic tipping mechanism for tipping of loads (load capacity 500kg).
- Strengthened rugged axle complete with 4 Ply off road tyres and mud guards.
- Electronic control of both gearbox engagement and rate of spread.



ATV500T-3



Cameras

Trailer Cam

CODE	DESCRIPTION
LF-TC01	Trailer Cam 5D

A wireless camera system designed to make your work easier, safer and more efficient.



Fence Alarm

CODE	DESCRIPTION
LF-FL01	Fence Alarm

An electric fence monitor that notifies you to changes in fence voltage, allowing you to respond and ensure your animals remain in their desired grazing area.



NEW PRODUCT

FarmCam 360

CODE	DESCRIPTION
LF-FC360S	360 S

FarmCam 360s is a pan and tilt Wi-Fi surveillance camera for both indoor and outdoor. The built-in battery and the ability to connect to a solar panel gives you a monitoring solution in full HD regardless of power supply. It has night vision, sound, motion detection with recording, alarm and a speaker with talk-back function built-in the camera.



FarmCam Mobility

CODE	DESCRIPTION
LF-FM01S	Mobility S

FarmCam Mobility is the perfect surveillance solution in places where you don't have power or Wi-Fi connection. Thanks to the rechargeable battery and SIM-card, you can monitor your property, machines, animals, etc. in remote areas. As long as you have a 3G/4G mobile network coverage. Subscription charges apply.



NEW PRODUCT

Stable Safe™

The Stable Safe range has been developed to give you the complete solution to cleaning and deodorising your stables at home and on the move.

Stable Sparkle

A ready to use fresh pine multi-purpose hard surface cleaner. Suitable for use on hard surfaces in stables, and horseboxes including rubber matting, floors, walls and doors, leaving a lovely pine aroma.

CODE	CAPACITY
STABLESPARKLE	500ml



Stable Scrub

A pine based detergent concentrate with excellent cleaning properties that cleans and deodorises leaving a fresh pine aroma after use. Suitable for use in stables and horseboxes including rubber matting, floors, walls and doors. Best results when used with a jet wash.

CODE	CAPACITY
STABLESCRUB	1L



Stable Strength

Effervescent Chlorine tablets, a cost effective way of disinfecting your stables and horseboxes. Suitable for use in stables, horseboxes, rubber matting, floors, walls, doors, worktops, ceramics and paint work.

CODE	CAPACITY
STABLESTRENGTH	50 tablets per pouch



Stable Scent

A spray with a fresh clean aroma derived from pure calming Lavender and uplifting Eucalyptus essential oils. This relaxing herbaceous fragrance can be used to create a calming environment for horses.

CODE	CAPACITY
STABLESCENT	500ml



Personnel & Vehicle Baths

Position at the entrance or exit of sensitive areas to prevent the spread of disease and infection. Suitable for use with most disinfectant solutions. Fitted with foam pad insert to reduce the amount of solution required and spillages.

Disinfectant Footbath (for use with a step)

CODE	DIMENSIONS (MM)
FBP01	534 L x 305 W x 64 D



Large Disinfectant Footbath

CODE	DIMENSIONS (MM)
FBP05	1000 L x 580 W x 55 D



Chemical & Medical Storage

Large Free-Standing Chemical Storage Cabinets

CODE	CAPACITY OVERALL	CAPACITY BUNDED	DIMENSIONS (MM)
SC-01	700L	125L	1220 L x 520 W x 1310 H
SC-02	380L	60L	685 L x 520 W x 1310 H

- Bund capacity safety feature to control any possible spillages.
- Fitted with 2 internal perforated rust-proof and chemical resistant shelves (load capacity up to 120kg).
- Manufactured from tough and durable polyethylene.
- Supplied with lock and key.
- Designed to safely store chemicals & medicines.
- Meets farm inspection requirements.
- Fitted with vent.

SC-02



To view our product video scan this QR Code



SC-01

Wall Mountable Chemical Storage Cabinet

CODE	CAPACITY OVERALL	CAPACITY BUNDED	DIMENSIONS (MM)
SC-03	18L	16L	540 L x 435 W x 915 H

- Fitted with 2 aluminium shelves (load capacity 40kg).
- Manufactured from tough and durable polyethylene.
- Supplied with lock and key.
- Meets farm inspection requirements.
- Designed to safely store chemicals & medicines.
- Fitted with vent at side.

SC-03



Medi-Safe Storage Cabinet

CODE	CAPACITY	DIMENSIONS (MM)
MS004	180L	540 L x 435 W x 915 H

- Manufactured from tough and durable polyethylene.
- Supplied with lock and key.
- Designed to safely store medicines, Veterinary documents & first aid supplies.
- Meets farm inspection requirements.
- Wall mountable.



To view our product video scan this QR Code



MS004





EQUINE

It is believed that the information given in this publication is correct, however products marketed by JFC Equine are subject to continuous development and the company therefore reserve the right to alter information without notice. Errors and Omissions. © 2023

JFC EQUINE IRELAND

JFC Manufacturing Co. Ltd.
Weir Road, Tuam, Co. Galway,
H54 RX46, Ireland

Tel. +353 93 22952
Email. info@jfcequine.com

JFC EQUINE UK

JFC Manufacturing (Europe) Ltd.
Maes Y Clawdd Industrial Estate,
Maesbury Road, Oswestry,
Shropshire, SY10 8NN, UK

Tel. +44 1691 659226
Email. infouk@jfcequine.com

JFC EQUINE EUROPE

JFC Manufacturing Europe Ltd.
De Kamp 2A, 9231, BR
Surhuisterveen, Nederland

Tel. +31 512 366 440
Email. infoeu@jfcequine.com

 @JFCEquine

www.jfcequine.com